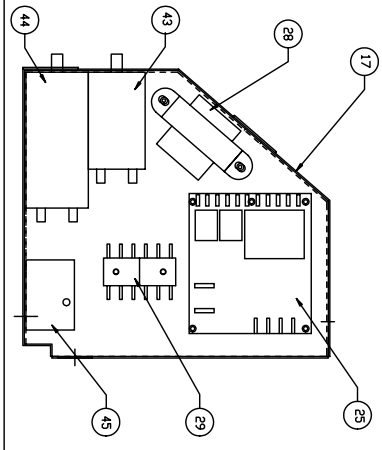
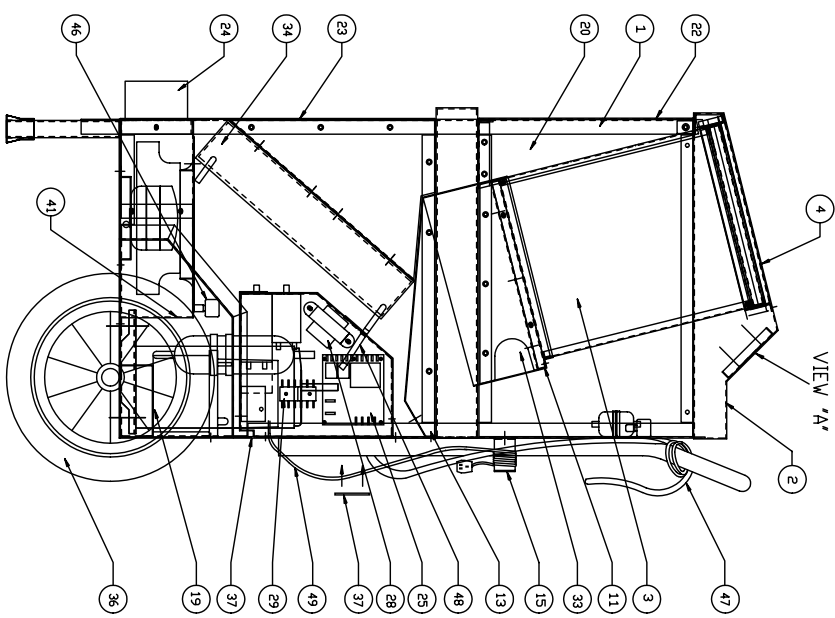
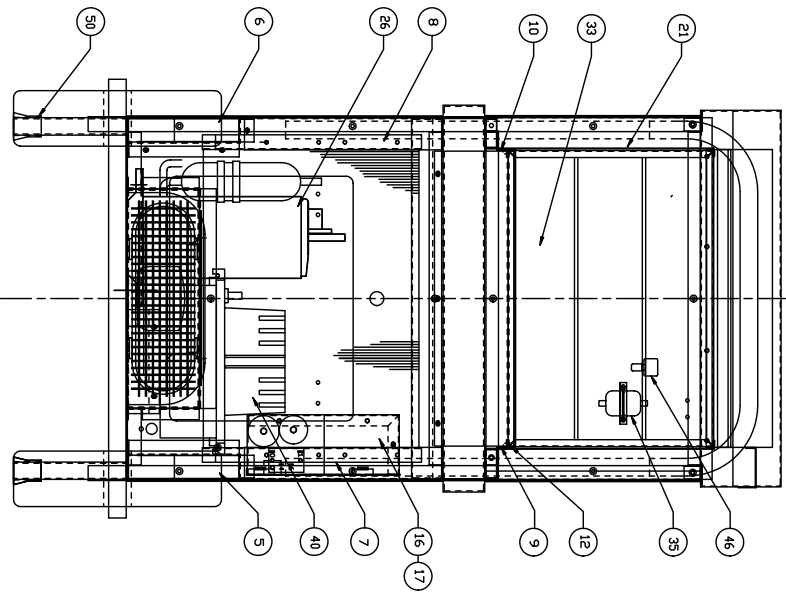
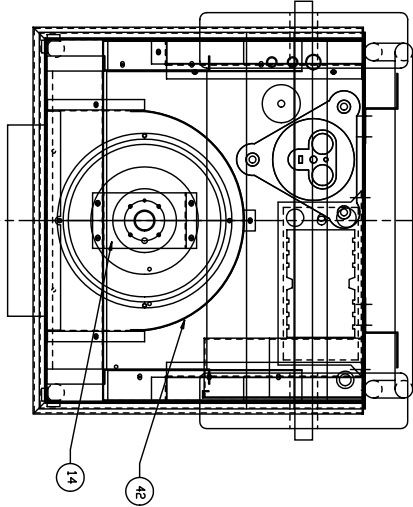
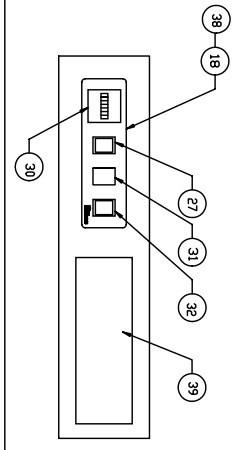


ELECTRICAL BOX



VIEW FROM 'A'



VIEW 'A'

ISSUE	DATE	REVISIONS
A	22/01/96	ORIGINAL

ITEM	DESCRIPTION	QTY
1	CHASSIS WELD ASSEMBLY	1
2	TOP COVER ASSEMBLY	1
3	HEAT EXCHANGE ASSEMBLY	1
4	FILTER TRAY ASSEMBLY	1
5	RH WHEEL ARCH	1
6	LH WHEEL ARCH	1
7	RH CONDENSER SUPPORT	1
8	LH CONDENSER SUPPORT	1
9	RH EVAPORATOR SUPPORT	1
10	LH EVAPORATOR SUPPORT	1
11	EVAPORATOR BLANKING PLATE	1
12	HEAT EXCHANGE SUPPORT	1
13	DRAIN TRAY	1
14	MOTOR BRACKET	1
15	CABLE WRAP	1
16	ELECTRICAL BOX	1
17	ELECTRICAL BOX LID	1
18	CONTROL PANEL	1
19	PUMP SUPPORT	1
20	RH COIL AIR BLANK	1
21	LH COIL AIR BLANK	1
22	CHASSIS TOP COVER ASSEMBLY	1
23	CHASSIS BASE COVER ASSEMBLY	1
24	OUTLET SPAGGOTT	1
25	ELECTRONIC THERMOSTAT/TIMER	1
26	COMPRESSOR	1
27	DI-OFF SWITCH	1
28	TRANSFORMER	1
29	TERMINAL BLOCK	1
30	HOUR SWITCH	1
31	FAN SPEED SWITCH	1
32	PUMP SWITCH ONLY	1
33	EVAPORATOR COIL	1
34	CONDENSER COIL	1
35	FILTER DRYER	1
36	WHEEL	2
37	SERIAL NUMBER PLATE	1
38	CONTROL PANEL LABEL	1
39	OPERATING INSTRUCTIONS LABEL	1
40	PUMP	1
41	FAN DUCT BOX ASSEMBLY	1
42	FAN DUCT BOX ASSEMBLY	1
43	10µF CAPACITOR	1
44	40µF CAPACITOR	1
45	RELAY	1
46	SILENCED VALVE	2
47	DRAIN TUBE	1
48	NDME RETURN VALVE	1
49	MAINS CABLE	100m+
50	RUBBER FLUID	9m+

NOTE:
FOR REFERENCE TO THE REFRIGERATION ASSEMBLY LOOK AT DRAWING 1022020 FRONT AND SIDE PANELS TO BE PAINTED GRT - FIRREST GREEN

10270GF-UK

30° ANGLE PROJECTION
DIMENSIONS IN mm
DIMENSIONS IN INCHES STATED OTHERWISE

UNITS: 1000 1 0.025
FRAC: 1 0.03125
DEC: 2 0.03125

UNITED KINGDOM
REGISTERED TRADE MARK

TITLE: DRON BUILDING DRYER GENERAL ASSEMBLY

MATERIAL:
FINISH:
DRAWN BY: MICHAEL BARN
CAD SCALE: 1/4
DESIGN: 10270GF-UK
SHEET 1 OF 1