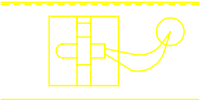


IF IN DOUBT ASK


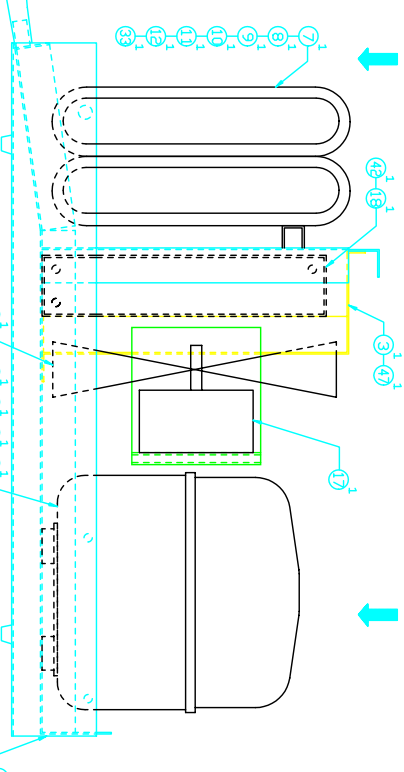

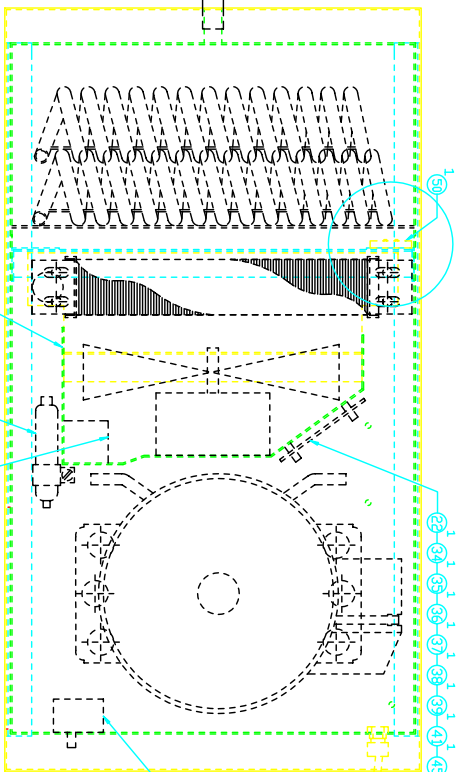
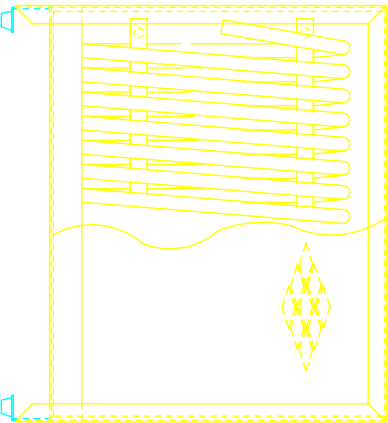
3RD ANGLE PROJECTION



DIENOTE 50



CABLE TIE AND BASE
SECURES SENSOR IN POSITION



| No. | DESCRIPTION | QTY | No. | DESCRIPTION | QTY |
|-----|--------------------------------|-----|-----|--------------------------------|-------|
| 1 | COVER ASSEMBLY | 1 | 28 | 22 5/8 COPPER COIL 3/16" | - |
| 2 | CHASSIS WELD ASSEMBLY | 1 | 29 | 29 5/8 COPPER TUBE 5/16" | - |
| 3 | FAN HOUSING ASSEMBLY | 1 | 30 | CAPILLARY TUBE | - |
| 4 | HANDLE | 2 | 31 | REFILLANT - R394 | - |
| 5 | WHEEL SUPPORT | 2 | 32 | CABLE TIE | 8 |
| 6 | MOTOR | 1 | 33 | SEALANT | 4 |
| 7 | MOTOR SUPPORT TUBE | 1 | 34 | FLARE TERMINAL | 5 |
| 8 | DOUBLE EVAPORATOR COIL SUPPORT | 1 | 35 | PIGTY BUCK | 2 |
| 9 | EVAPORATOR COIL SUPPORT | 1 | 36 | FAN MOTOR | 14 |
| 10 | EVAPORATOR COIL SUPPORT | 1 | 37 | EVAPORATOR COIL SUPPORT | 0.4 |
| 11 | PARTING STRIP | 1 | 38 | 1/2" BROWN PVC CABLE | 0.3 |
| 12 | COMPRESSOR | 1 | 39 | 55mm CLOSED END CONNECTOR | 2 |
| 13 | RELAY | 1 | 40 | NUTLIN SPACER | 0.125 |
| 14 | D/I PROTECTOR | 1 | 41 | SEALANT | 3 |
| 15 | COMPRESSOR BOX COVER | 1 | 42 | CLEAR PLASTIC TUBING | 1 |
| 16 | MOTOR | 1 | 43 | WORM DRIVE CLIP | 4 |
| 17 | CONDENSER COIL | 1 | 44 | REVERSE LOOKING CIRCUIT LABEL | 2 |
| 18 | FAN | 1 | 46 | WARNING LABEL | 1 |
| 19 | BY PASS VALVE | 1 | 47 | DRAIN TUBE | 1 |
| 20 | FILTER DRYER | 1 | 48 | CONTROL LABEL | 3m |
| 21 | TIKER | 1 | 49 | CABLE TIE BASE | 1 |
| 22 | STERILIZED COIL | 1 | 50 | DRAIN TUBE SERIAL NUMBER PLATE | 1 |
| 23 | WHEEL SUPPORT | 1 | 51 | | |
| 24 | WHEEL SUPPORT | 1 | | | |
| 25 | P-CLIP | 4 | | | |
| 26 | | 1 | | | |
| 27 | 22 5/8 COPPER TUBE 3/16" | 1 | | | |

NOTE :- ITEMS 21,27,28,29,30,31 ARE LOCATED ON DRAWING NUMBER S100103. ITEMS 43,44 ARE TO BE PACKED IN THE SAME PACKING CASE AS THE MACHINE.

| | | | | | | | | | | | | | | | |
|----------------------|--|-----|---|-----|------|--|----------------|----------|--|--------|--|-------------------------|--|---------------------------------------|--|
| INSPECTION PROCEDURE | | ISS | 1 | 2 | DATE | | 14.10.93/10/96 | MATERIAL | | FINISH | | TOLERANCE UNLESS STATED | | TITLE | |
| | | C/N | | MTD | | | | | | | | +/- 0.5 | | GENERAL ASSEMBLY - CD30 NORTH AMERICA | |
| | | | | | | | | | | | | | | Ebac Limited | |
| | | | | | | | | | | | | | | DRG.No. 1133500 | |
| | | | | | | | | | | | | | | SCALE 1:2 | |