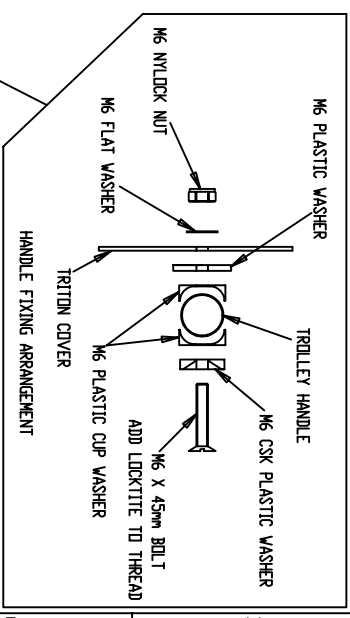
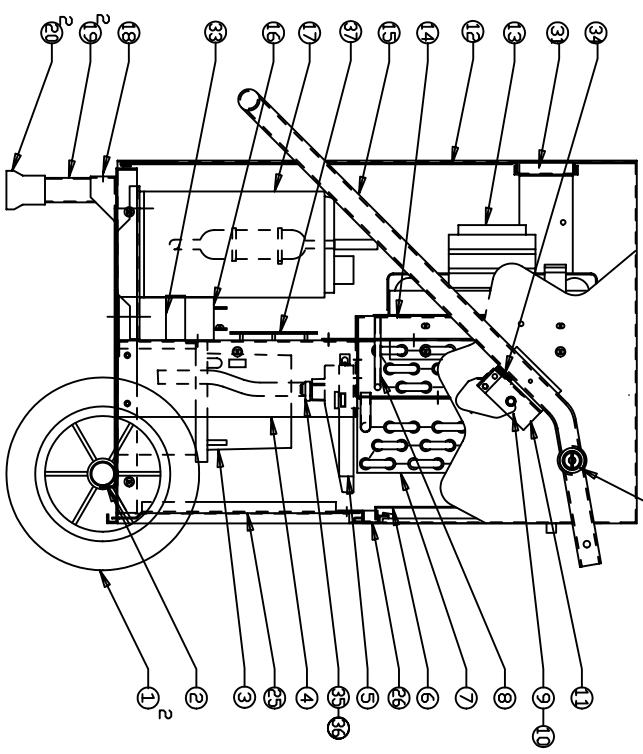
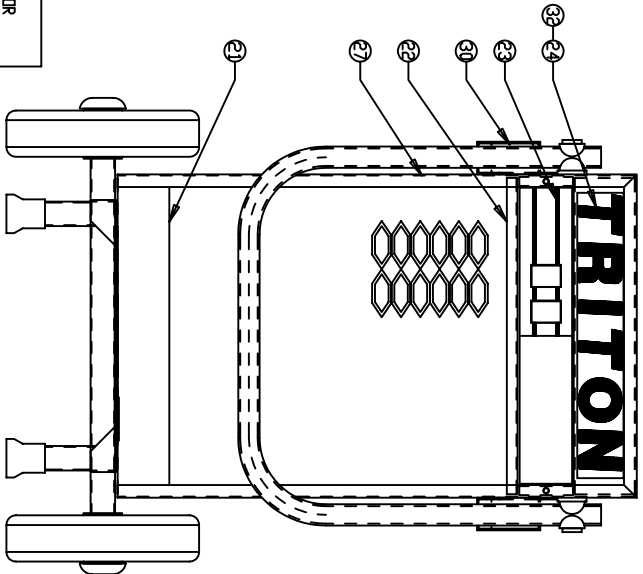
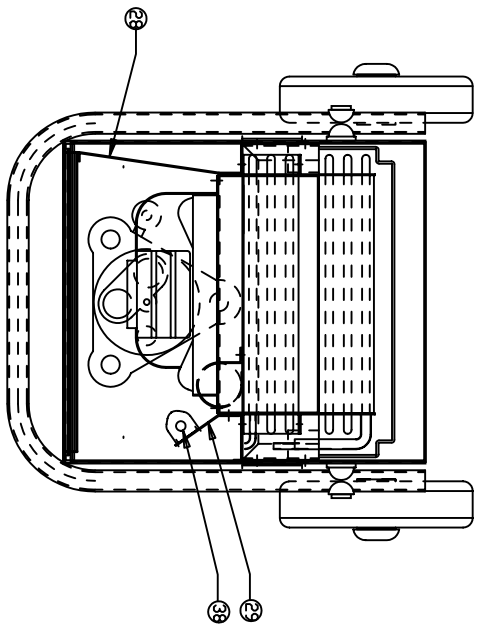
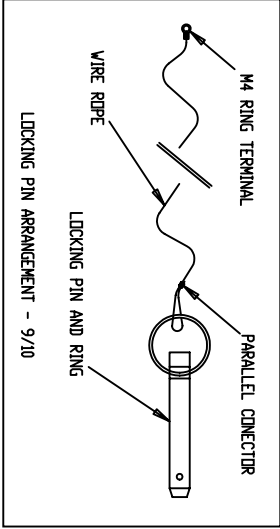


ITEM	DESCRIPTION	PART NUMBER	QTY
1	WHEEL	2139307	2
2	AXLE	2139307	1
3	WATER PUMP	2019902	1
4	COIL SUPPORT	2019902	1
5	DRAIN TRAY	2139325	1
6	REAR GRILLE	2139325	1
7	EVAPORATOR COIL	-----	1
8	CONDENSER COIL	-----	1
9	FIXING PIN	-----	1
10	WIRE BRAID	-----	1
11	L/H STOP BRACKET	2139332	1
12	FRONT GRILLE	2019911	1
13	FAN MOTOR	2019903	1
14	FAN HOUSING	2139304	1
15	TROLLEY HANDLE	-----	1
16	CAPACITOR	-----	1
17	COMPRESSOR	-----	1
18	TROLLEY SUPPORT TRAY	2139308	1
19	RUBBER FOOT	2139306	2
20	TROLLEY LEG	2139306	2
21	FRONT GRILLE PLATE	2019910	1
22	TIP MESH COVER	2139337	1
23	OPERATING LABEL	-----	1
24	MACHINE LABEL	-----	1
25	REAR COVER	2139310	1
26	FILTER BRACKET	2019909	1
27	COVER	2139323	1
28	SUPPORT BRACKET	2139337	1
29	SOLENOID BRACKET	2139339	1
30	R/H STOP BRACKET	2139333	1
31	CONTROL PANEL	2139335	1
32	LABEL BRACKET	2139335	1
33	CAPACITOR STRAP	2019913	1
34	RUBBER PAD	-----	1
35	SILICONE TUBE	-----	1
36	SWAPPER CLIP	-----	1
37	TIMER BOARD	-----	1
38	SOLENOID VALVE	-----	1



ISSUE	DATE	AMENDMENTS
1	12/05/97	ORIGINAL
2	08/09/97	NEW CONTROL PANEL ADDED - MTD
3	12/01/98	2 HOLES REMOVED FROM CONTROL PANEL - MTD
4	24/03/98	GENERAL ASSEMBLY BROUGHT UP TO DATE - MTD



LOCKING PIN ARRANGEMENT - 9/10

Edgarc 1993 LIMITED BRISTOL ENGLAND

TITLE USA 115V 60Hz TRITON DEHUMIDIFIER GENERAL ASSEMBLY

MATERIAL -----

FINISH -----

DRAWN : MICHAEL DUNN

CAD SCALE : 1/6

DRAWING NO. 1139300

SHEET 1 OF 1

3RD ANGLE PROJECTION
DO NOT SCALE
IF IN DOUBT ASK

DIMENSIONS IN mm
TOLERANCES UNLESS OTHERWISE STATED
0
0.00
0.05
ANGULAR ± 0.5 DEGREE