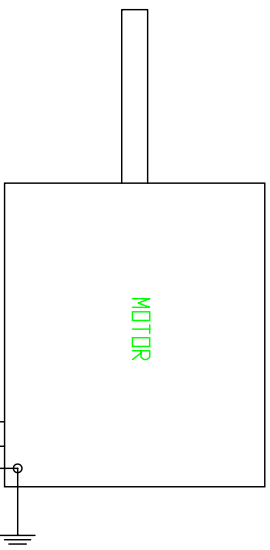
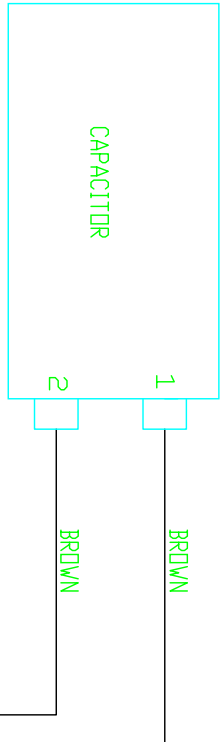
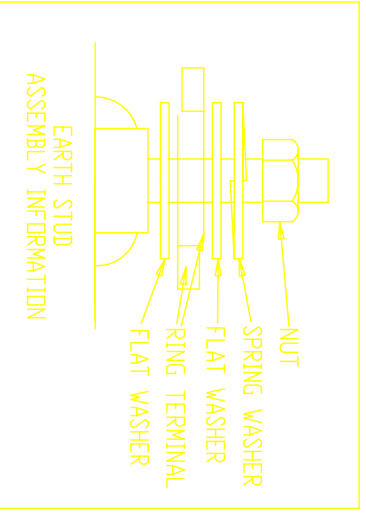
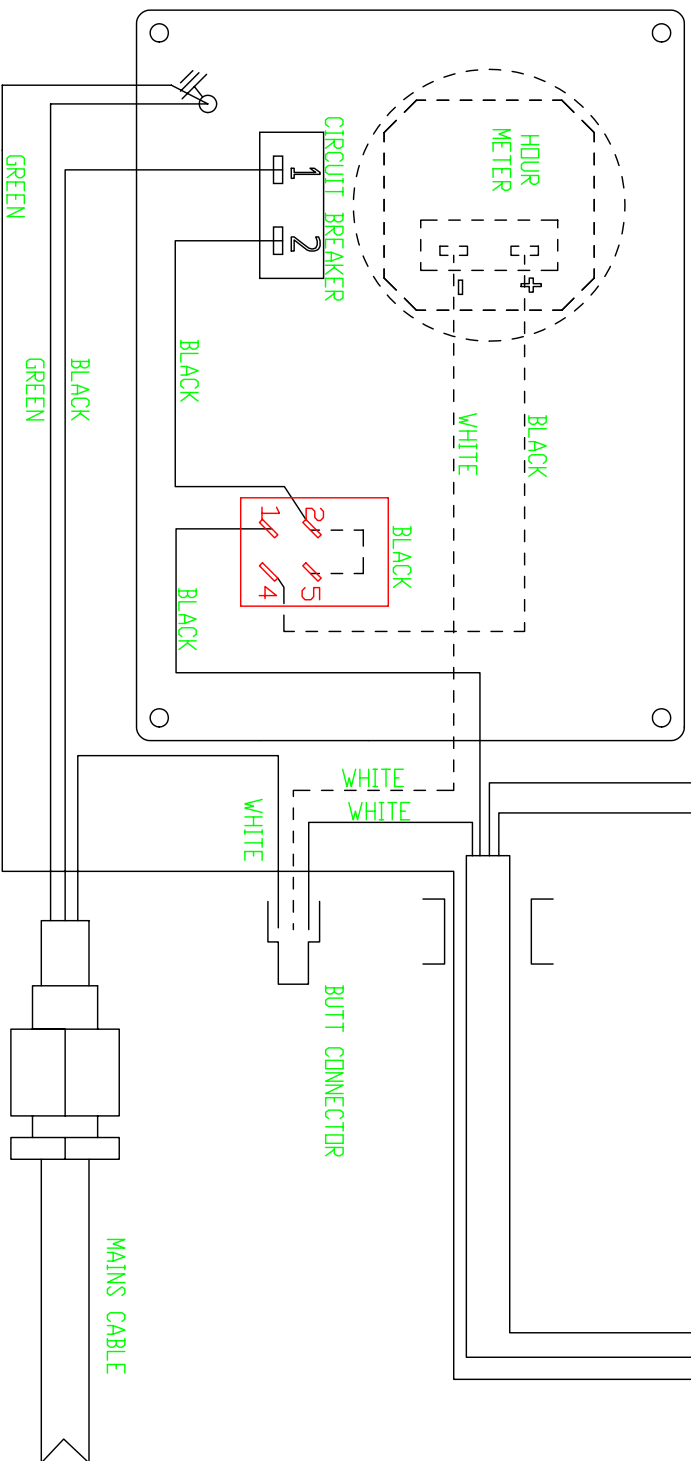


ISSUE	DATE	AMENDMENTS
1	11/01/95	ORIGINAL



DOTTED LINES INDICATE WIRING FOR UNITS FITTED WITH HOUR METERS



WIRING DIAGRAM	5010958
WIRING SCHEMATIC	5020932
WIRING SCHEDULE	5030955

1993 **Edgoc** LIMITED BRISTOL ENGLAND

3RD ANGLE PROJECTION  
DO NOT SCALE  
IF IN DOUBT ASK

DIMENSIONS IN mm  
TOLERANCES UNLESS OTHERWISE STATED  
0 ± 1  
0.00 ± 0.25  
ANGULAR ± 0.5 DEGREE

TITLE: WIRING DIAGRAM FOR SINGLE SPEED AIR MOVERS

MATERIAL: -----

FINISH: -----

DRAWN: MICHAEL DUNN  
CAD SCALE: 3/4  
DRA. NO: 5010958  
SHEET 1 OF 1